

A Guide to Engaging Online Presentations

Typical Zoom/Teams meetings are boring. To improve your audience engagement, Datavideo has developed a solution that improves the quality of your online presentation.

This new solution allows you to control and produce an engaging presentation without the need to hire a production team.



Take Control of your Hybrid & Online Presentations

An easy-to-use touch panel interface allows the presenter to switch cameras, switch to the PowerPoint slides, show multiple layouts and control the cameras. Enable streaming, recording, and adjust audio levels with a simple touch screen interface.




Touch Panel Controller

Layout Selection



Stream & Record




Camera Presets

Control PTZ Cameras



USB Camera



Audio
ON / MUTE

Take control of your Presentation!

Choose what your online audience sees:

Picture out of Picture




Side by Side




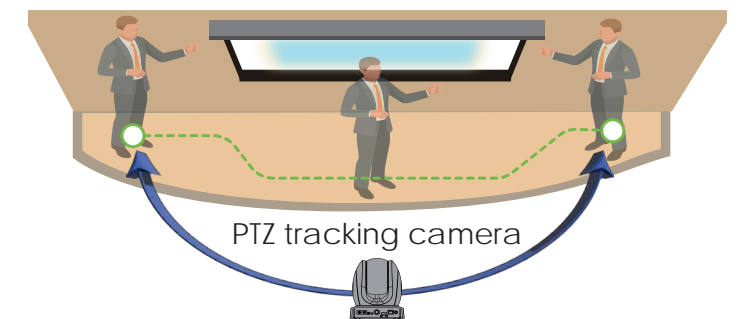
Instantly Switch from Camera to PowerPoint

The presenter can switch between the camera and the PowerPoint seamlessly.



Enable Tracking Camera!

Add a Datavideo PTZ tracking camera to follow the presenter without an operator. Turn tracking on/off from the TPC-700 touch screen panel.



RED ON **BLUE OFF**



The presenter now has the freedom to get up on stage and move around freely, creating a more engaging presentation.

Tools to improve your online presentation

Here's what you need:

TPC-700



iCAST 10NDI



PTC-285



PTC-140NDI



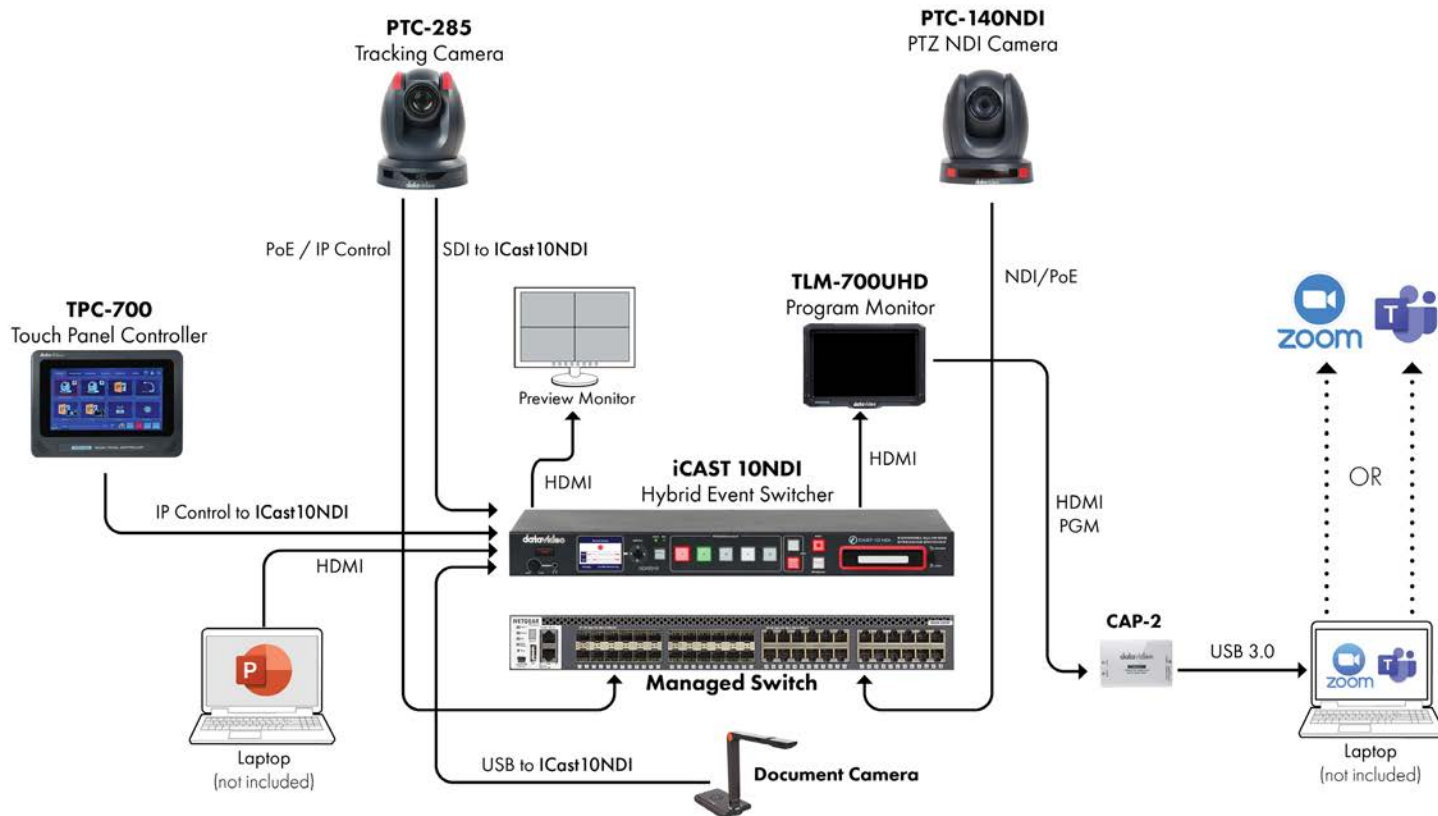
TLM-700UHD



CAP-2



Online Presentation Workflow



Disclaimers of Product and Services: This sheet is intended as a guide only. We reserve the right to change specifications, prices, and availability without prior notice. MSRP listed in USD. While we strive for complete accuracy, be aware that it may contain errors and omissions. Prior to purchase, please check with your local DataVideo office or authorized distributor.